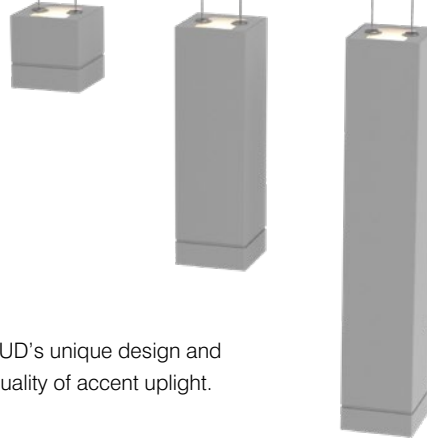


# LETO 44 Mini P UD

DIRECT/INDIRECT PENDANT LED



**Leto 44 Mini P UD - Direct/Indirect Pendant LED Light.** Leto 44 Mini UD's unique design and small profile gives it the utility of a powerful downlight with the aesthetic quality of accent uplight.

## Ordering Code

Fixture	<b>730</b>								
	1	2	3	4	5	6	7	8	9
Driver						--	--		
	1	2	3	4	5	6	7		

## Product Specifications

**SAMPLE:** Fixture **730 - S - A90 - 617 - 27 - 0505 - 00 - 08 - 02** | Driver **954 - 08 - 05 - STD - 120 - A90 - 0505**

1 - Model	2 - Size	3 - CRI/LED	4 - Optic Direct	5 - CCT	6 - Lumen <sup>**2</sup>	7 - Accessory
<b>730</b> · Leto 44 Mini UD Pendant	<b>S</b> · Small (73mm) <sup>**1</sup> <b>M</b> · Medium (209mm) <b>L</b> · Large (346mm)	<b>A90</b> · 93+ CRI Accuracy	<b>617</b> · 17° <b>624</b> · 24° <b>660</b> · 60° <i>No optic on up light</i>	<b>25</b> · 2500K <b>27</b> · 2700K <b>30</b> · 3000K <b>35</b> · 3500K <b>40</b> · 4000K <b>65</b> · 6500K	<i>Direct / Indirect</i> <b>0505</b> · 500/500 (9.4W) <b>1010</b> · 1000/1000 (20.2W)	<b>00</b> · No Accessory <b>DL</b> · Diffusing Film <b>HO</b> · Honeycomb <sup>**3</sup> <i>Fixed Diffusing Lens on indirect optic</i>

8 - Body Color	9 - Baffle Color	1 - Canopy Style	2 - Canopy Color	3 - Suspension Type
<i>Standard Premium</i> <b>01</b> · White <b>52</b> · Mocha <b>02</b> · Black <b>53</b> · Charcoal <b>08</b> · Silver <b>54</b> · Cerulean <b>55</b> · Firebrick <b>BZ</b> · Bronze <b>WN</b> · Warm Nickel <b>AB</b> · Aged Brass <b>XX</b> · RAL	<i>Standard Premium</i> <b>01</b> · White <b>52</b> · Mocha <b>02</b> · Black <b>53</b> · Charcoal <b>08</b> · Silver <b>54</b> · Cerulean <b>55</b> · Firebrick <b>BZ</b> · Bronze <b>WN</b> · Warm Nickel <b>AB</b> · Aged Brass <b>XX</b> · RAL	<b>955</b> · Round Slim <sup>**5</sup> <b>965</b> · Square Slim <sup>**5</sup> <b>955F</b> · Round Flangeless <sup>**5</sup> <b>954</b> · Round Semi-Recessed	<i>Standard Premium</i> <b>01</b> · White <b>52</b> · Mocha <b>02</b> · Black <b>53</b> · Charcoal <b>08</b> · Silver <b>54</b> · Cerulean <b>55</b> · Firebrick <b>BZ</b> · Bronze <b>WN</b> · Warm Nickel <b>AB</b> · Aged Brass <b>XX</b> · RAL	<b>05</b> · 2 Powered Aircraft <i>6" cable included. Contact SENSOLIGHTING for custom length</i>

4 - Driver	Dim Level	Dim Level	5 - Voltage	6 - CRI/LED	7 - Lumen
<b>STD</b> · Non Dimming	N/A	<b>DALI</b> · Dali Protocol <sup>**5</sup>	<b>120</b> · 120V	Same as Fixture	Same as Fixture
<b>LCS</b> · 0 - 10 Volt Protocol	1%	<b>LUTES</b> · Hilume Ecodigital <sup>**5</sup>	<b>277</b> · 277V		
<b>DIM</b> · Phase <sup>**4</sup>	1%	<b>LUT2W</b> · 2 Wire for phase <sup>**4/5</sup>	<b>347</b> · 347V <sup>**5/7</sup>		
<b>ELDOLC</b> · EldoLED 0 - 10 Volt <sup>**5</sup>	0.1%	<b>CSMB</b> · Casambi Wireless Control <sup>**6</sup>			

<sup>\*\*1</sup> small limited to 500lm direct/500lm indirect  
<sup>\*\*2</sup> total wattage of direct and indirect  
<sup>\*\*3</sup> not available with small size  
<sup>\*\*4</sup> 120V only

<sup>\*\*5</sup> remote mount driver  
<sup>\*\*6</sup> second driver required  
<sup>\*\*7</sup> not available with DALI or Lutron drivers

# LETO 44 Mini P UD

DIRECT/INDIRECT PENDANT LED



## LED Module Performance

- Output:** up to 2000lm combined
- High Efficacy:** up to 100 lumen/Watt
- Color Options (CCT):** 2500K, 2700K, 3000K, 3500K, 4000K, 6500K
- Color Consistency:** Range within a 3-MacAdam Ellipse
- Color rendering (CRI):** 93+ CRI & 50+ R9 Value

## Driver and Power Consumption

- Dimming:** 1% dimming standard with 0.1% option
- Ripple:** Industry leading Low ripple
- Efficiency:** Power Factor >0.9  
Efficiency over 85%  
Class 2 output for safety

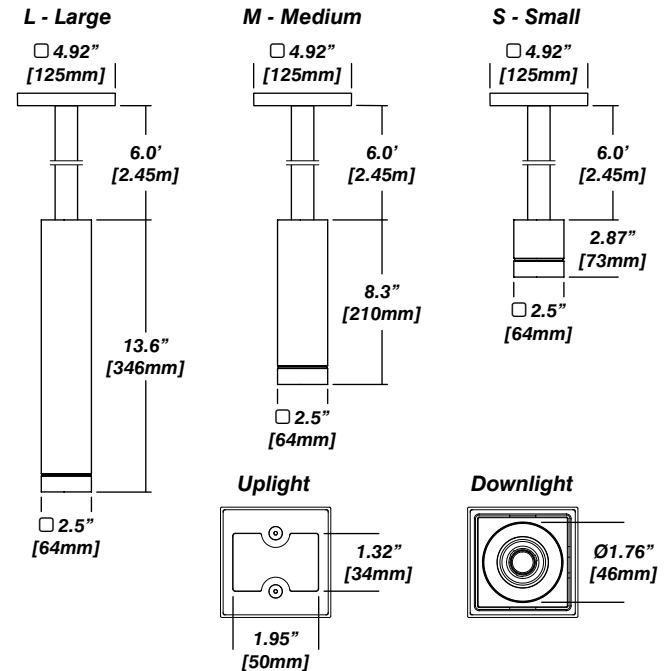
## Installation

- Height adjustable powered aircraft cable included
- Pre-assembled for quick installation

## Construction

- Machined aluminum construction
- High quality, scratch resistant powder coated finish in standard, premium or custom colors
- Made in Canada

## Dimensions



# LETO 44 Mini P UD


DIRECT/INDIRECT PENDANT LED

## Accessories

**Frosted Lens**




**Honeycomb**



## Standard Finishes

**01 - White**



**02 - Black**



**08 - Silver**



## Premium Finishes

**55 - Mocha**



**56 - Charcoal**



**57 - Cerulean**



**58 - Firebrick**



**BZ - Bronze**



**WN - Warm Nickle**

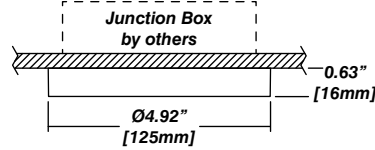


**AB - Aged Brass**

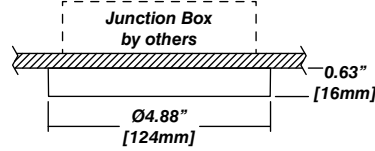


## Canopy

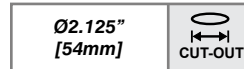
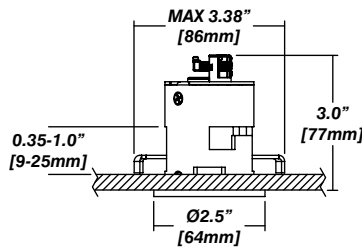
**955 - Round Slim**



**965 - Square Slim**



**954 - Semi-Recessed + Cylinder Driver Housing**



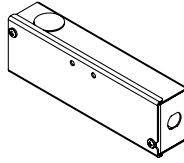
# LETO 44 Mini P UD

DIRECT/INDIRECT PENDANT LED

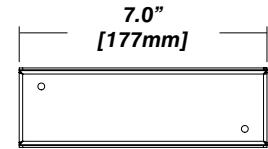
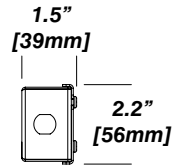
## Senso Driver Housings

### 910 - Single Remote Driver Housing

- Fits Standard, LCS or DIM drivers
- Galvanized steel enclosure
- Installed in remote location

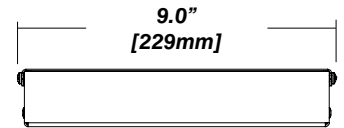
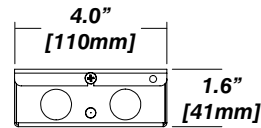
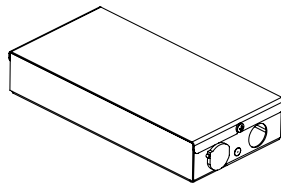


## Dimensions



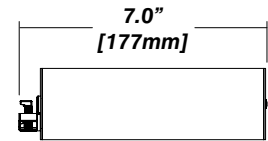
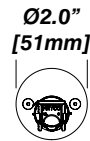
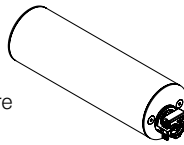
### 910 - Double Remote Driver Housing

- Fits all drivers
- Galvanized steel enclosure
- Installed in remote location



### 954 - Cylinder Driver Housing

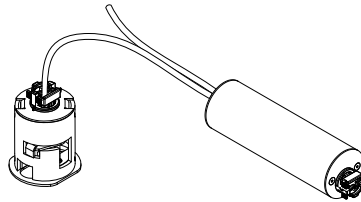
- Supplied standard with every semi-recessed canopy
- Fits Standard, LCS or DIM drivers
- Extruded aluminum enclosure with strain relief to fixture
- Installed in ceiling beside canopy



## 954 Driver Layouts

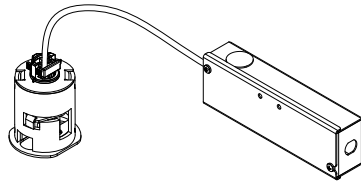
### 954 with Cylinder Driver Housing

- Installed in ceiling beside canopy
- Driver mounted inside cylinder
- Dimming control wired from Cylinder Driver Housing



### 954 with 910 Single Driver Housing

- Driver remotely mounted inside 910 housing
- Fed to 910 housing
- WAGO connector for DC side
- Thermal protector for high temperatures



### 954 with 910 Double Driver Housing

- Driver remotely mounted inside 910 housing
- Fed to 910 housing
- WAGO connector for DC side
- Thermal protector for high temperatures

