

LUMINII HÕM

# Cove + Curtain Design Guide



## COVE

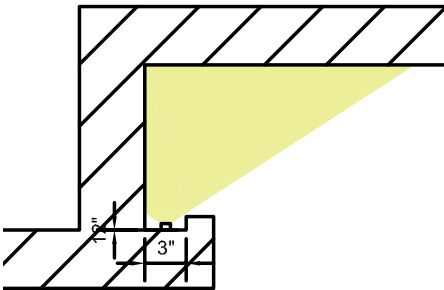
An essential detail for the addition of soft indirect lighting to replace or supplement downlighting, accent featured ceilings or add depth and contrast to any room. Find the perfect detail for both traditional architectural accents and modern clean ceilings free of downlighting.



## INDIRECT ACCENT COVE

### DETAIL

Best used to wash vertical plane and provide soft glow.



### RENDER



### RECOMMENDED LUMINAIRE(S)

#### KENDO M

Part Number: KM-(length)-27K-SO-F-FC-SA-E-1  
Power Supply: PDCU-D-96-24

### TAPE & CHANNEL (For Field Assembly)

**LED Tape:** LL42-HO-27K-SL-NC

**Extrusion:** KMC-144-F-SA

**Power Supply:** PDCU-D-96-24

#### WARM DIM

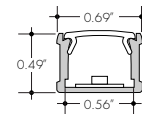
**LED Tape:** LLWD68-19K-27K-SL-NC-  
(length)

**Channel:** KMC-(length)-F-FC-SA

**Power Supply:** PS010WD-96-24

### SELECT LUMINAIRE SPECIFICATIONS

Refer to Specification Sheet for More Information.



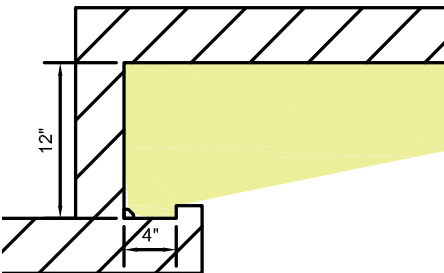
KENDO M



## FORWARD THROW COVE

### DETAIL

Best to softly wash the ceiling above.



### RENDER



### RECOMMENDED LUMINAIRE(S)

#### KENDO 45M

Part Number: K45M-(length)-42SO-27K-RF-CB-SA-  
(feed position)-1  
Power Supply: PDCU-D-96-24

### TAPE & CHANNEL (For Field Assembly)

**LED Tape:** LL42-HO-27K-SL-NC

**Extrusion:** K45RC-144-F-SA

**Power Supply:** PDC-96-24

#### WARM DIM

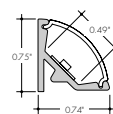
**LED Tape:** LLWD68-19K-27K-SL-NC-  
(length)

**Channel:** KMC-(length)-F-FC-SA

**Power Supply:** PS010WD-96-24

### SELECT LUMINAIRE SPECIFICATIONS

Refer to Specification Sheet for More Information.



KENDO 45MR



### NOTES

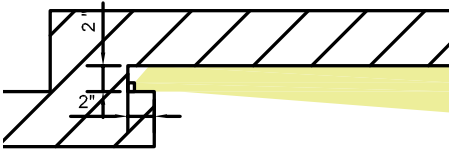
- 1) 24K, 27K, 30K, 35K color temperatures recommended for High End Residential.
- 2) Additional lumen packages are available. Refer to specification sheets.
- 3) Silver, Black, White, Bronze finishes are standard; Custom available, contact factory for more information.



## GRAZING COVE

### DETAIL

Best used in shallow ceilings and curved cove installations or when grazing is desired.



### RENDER



### RECOMMENDED LUMINAIRE(S)

#### KENDO M

Part Number: KM-(length)-42HO-27K-RF-CB-SA-(feed position)-1  
Power Supply: PDCU-D-96-24

#### KURBA (FOR CURVES)

Part Number: KBS-F-V-27K-IEPF-IEC-(length)  
Power Supply: PDCU-D-96-24

### TAPE & CHANNEL (For Field Assembly)

**LED Tape:** LL42-HO-27K-SL-NC

**Extrusion:** KMC-144-F-SA

**Power Supply:** PDCU-D-96-24

#### WARM DIM

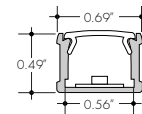
**LED Tape:** LLWD68-19K-27K-SL-NC-(length)

**Channel:** KMC-144-F-SA

**Power Supply:** PDC-96-24

### SELECT LUMINAIRE SPECIFICATIONS

Refer to Specification Sheet for More Information.



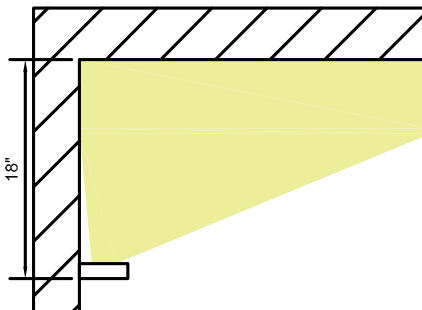
**KENDO M**



## WALL MOUNTED COVE

### DETAIL

Cove replacement; mounted directly to wall. Eliminates the need to build out an architectural cove.



### RENDER



### RECOMMENDED LUMINAIRE(S)

#### MCOVE

Part Number: M-(length)-72HO-27K-LT-PR-(power feed info)  
Power Supply: PDCU-D-96-24

#### MCOVE REC

Part Number: M-REC-(length)-27K-HO-LT-PR-(power feed info)  
Power Supply: PDCU-D-96-24

### TAPE & CHANNEL (For Field Assembly)

**LED Tape:** N/A

**Extrusion:** N/A

**Power Supply:** N/A

#### WARM DIM

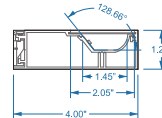
**LED Tape:** N/A

**Channel:** N/A

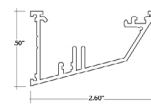
**Power Supply:** N/A

### SELECT LUMINAIRE SPECIFICATIONS

Refer to Specification Sheet for More Information.



**MCOVE**



**MCOVE REC**



### NOTES

- 1) 24K, 27K, 30K, 35K color temperatures recommended for High End Residential.
- 2) Additional lumen packages are available. Refer to specification sheets.
- 3) Silver, Black, White, Bronze finishes are standard; Custom available, contact factory for more information.





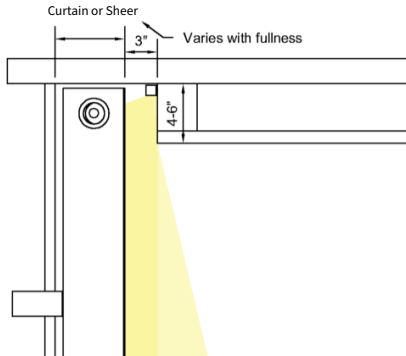
## **CURTAIN / WALL POCKET**

Activate curtains and walls and provide a soft perimeter glow.

## DIRECT CURTAIN / WALL POCKET

### DETAIL

With grazing optic for a dramatic and controlled look.



### RENDER



### RECOMMENDED LUMINAIRE(S)

#### KENDO M

Part Number: KM-(length)-72SO-27K-G-FC-SA-E-1  
Power Supply: PDCU-D-96-24

### TAPE & CHANNEL (For Field Assembly)

**LED Tape:** LL42-HO-27K-SL-NC

**Extrusion:** KMC-144-F-SA

**Power Supply:** PDCU-D-96-24

#### WARM DIM

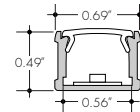
**LED Tape:** LLWD68-19K-27K-SL-NC-(length)

**Channel:** KMC-144-F-SA

**Power Supply:** PDC-96-24

### SELECT LUMINAIRE SPECIFICATIONS

Refer to Specification Sheet for More Information.



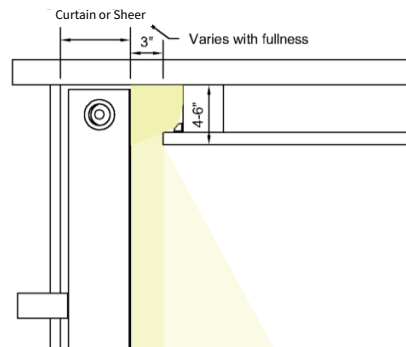
**KENDO M**



## INDIRECT CURTAIN / WALL POCKET

### DETAIL

Soft accent. Works great with coves.



### RENDER



### RECOMMENDED LUMINAIRE(S)

#### KENDO M

Part Number: K45M-(length)-72HO-27K-F-FC-SA-E-1  
Power Supply: PDCU-D-96-24

### TAPE & CHANNEL (For Field Assembly)

**LED Tape:** LL42-HO-27K-SL-NC

**Extrusion:** K45VC-144-F-SA

**Power Supply:** PDCU-D-96-24

#### WARM DIM

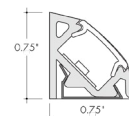
**LED Tape:** LLWD68-19K-27K-SL-NC-(length)

**Channel:** K45VC-144-F-SA

**Power Supply:** PS010WD-96-24

### SELECT LUMINAIRE SPECIFICATIONS

Refer to Specification Sheet for More Information.



**KENDO 45M**



### NOTES

- 1) 24K, 27K, 30K, 35K color temperatures recommended for High End Residential.
- 2) Additional lumen packages are available. Refer to specification sheets.
- 3) Silver, Black, White, Bronze finishes are standard; Custom available, contact factory for more information.

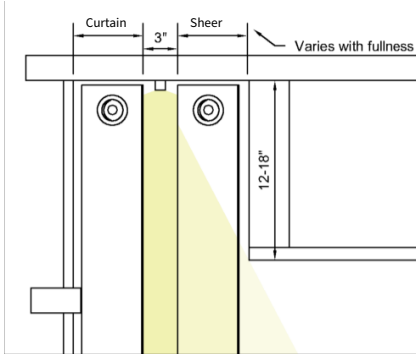




## CURTAIN + SHEER DETAIL

### DETAIL

For window treatments with both sheer and blackout curtains.



### RENDER



### RECOMMENDED LUMINAIRE(S)

#### KENDO M

Part Number: KM-(length)-72SO-27K-G-FC-SA-E-1  
Power Supply: PDCU-D-96-24

### TAPE & CHANNEL (For Field Assembly)

**LED Tape:** LL42-HO-27K-SL-NC

**Extrusion:** KMC-144-F-SA

**Power Supply:** PDCU-D-96-24

#### WARM DIM

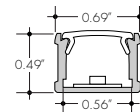
**LED Tape:** LLWD68-19K-27K-SL-NC-(length)

**Channel:** KMC-144-F-SA

**Power Supply:** PS010WD-96-24

### SELECT LUMINAIRE SPECIFICATIONS

Refer to Specification Sheet for More Information.



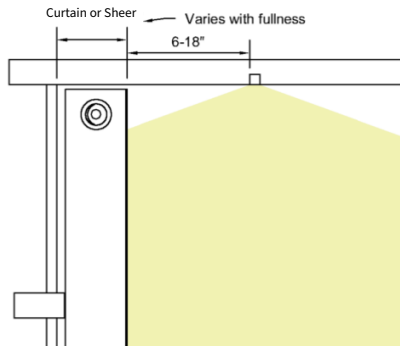
**KENDO M**



## DIRECT RECESSED LINEAR

### DETAIL

Modern mud-in recessed accent which can function as the primary illumination within a space.



### RENDER



### RECOMMENDED LUMINAIRE(S)

#### LINII

Part Number: LIN-(length)-72HO-27K-F-GDS  
Power Supply: PDCU-D-96-24

### TAPE & CHANNEL (For Field Assembly)

**LED Tape:**

**Extrusion:** N/A

**Power Supply:** N/A

#### WARM DIM

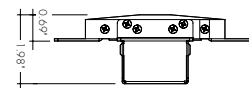
**LED Tape:** N/A

**Channel:** N/A

**Power Supply:** N/A

### SELECT LUMINAIRE SPECIFICATIONS

Refer to Specification Sheet for More Information.



**LINII**



### NOTES

- 1) 24K, 27K, 30K, 35K color temperatures recommended for High End Residential.
- 2) Additional lumen packages are available. Refer to specification sheets.
- 3) Silver, Black, White, Bronze finishes are standard; Custom available, contact factory for more information.





---

Luminii part numbers and specifications are subject to change at any time.

Please refer to specification sheets on [Luminii.com](http://Luminii.com) for the most up to date information or contact your local sales representative for more details.

Luminii Design Guides are intended to provide inspiration; please consult with your design professional, contractor, or electrician prior to purchase.

[Have additional questions? Luminii is here to help.](#)

Contact us anytime and we will help guide you to find the perfect products for any application.