

LUMINII HÔM

Casework Design Guide

Welcome HŌM

Elevate your home with architectural-grade lighting products by Luminii HŌM — all highly modifiable to fit your most unique spaces.

Explore interactive and downloadable tools like design guides, the product configurator, hand selected product recommendations, and easy-to-follow spec sheets now at luminiihom.com.



CASEWORK, SHELVES, CLOSETS & MORE

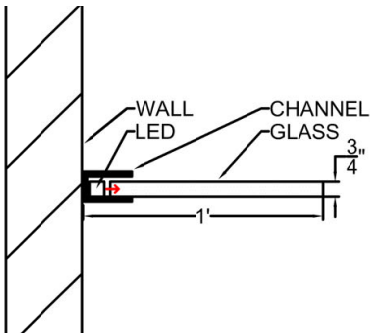
In this guide you will be introduced to a number of details that may be applied to shelves. These details work within casework or in many case to floating shelves as well.

When designing lighting for millwork, its important to remember to have layers of lights. In many cases one layer may be enough, however for a number of details you may want to consider a second additional layer depending on how the shelves will be furnished.

FLOATING BACK EDGE

DETAIL SECTION

Perfect for Kitchens and Bars. Use back edge for easier cable management. LED is visible.



RENDER

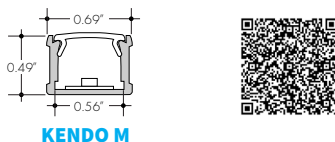


RECOMMENDED LUMINAIRE(S)

- Kendo M Static White**
Part Number: KM-(length)-72SO-27K-F-FC-(finish)-(power feed info, accessories)
Power Supply: PDCU-D-96-24
- Kendo M Warm Dim**
Part Number: KM-(length)-WD68SO-19K27K-F-FC-(finish)-(power feed info, accessories)
Power Supply: PDC-96-24
- Kendo M RGB**
Part Number: KM-(length)-RGB42SO-CLR-F-FC-(finish)-(power feed info, accessories)
Power Supply: PSD-MX-96-24

TAPE & CHANNEL (For Field Assembly)

- Channel:** KMC-(length)-F-SA
*** (Premium Finishes Available)
- Static White:** LL42-HO-27K-(length)
Power Supply: PDCU-D-96-24
- Warm Dim:** LLWD68-19K-27K-(length)
Power Supply: PDC-96-24
- Color Changing:** LLRGB42-HO-(length)
Power Supply: PSDMX-96-24



KENDO M

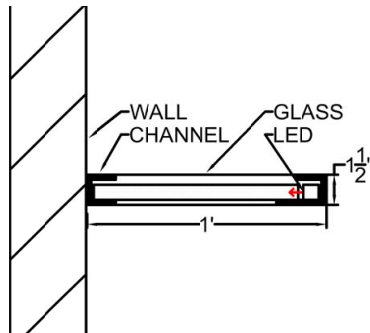
NOTES

- 1) 24K, 27K, 30K, 35K color temperatures recommended for High End Residential.
- 2) Additional lumen packages are available. Refer to specification sheets.
- 3) Silver, Black, White, Bronze finishes are standard; New premium finishes available, contact factory for more information.


FLOATING FRONT EDGE

DETAIL SECTION

Perfect for Kitchens and Bars. Use front edge to conceal LED. Wire cable through end channel.



RENDER

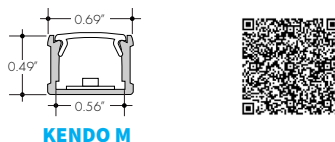


RECOMMENDED LUMINAIRE(S)

- Kendo M Static White**
Part Number: KM-(length)-72SO-27K-F-FC-(finish)-(power feed info, accessories)
Power Supply: PDCU-D-96-24
- Kendo M Warm Dim**
Part Number: KM-(length)-WD68SO-19K27K-F-FC-(finish)-(power feed info, accessories)
Power Supply: PDC-96-24
- Kendo M RGB**
Part Number: KM-(length)-RGB42SO-CLR-F-FC-(finish)-(power feed info, accessories)
Power Supply: PSD-MX-96-24

TAPE & CHANNEL (For Field Assembly)

- Channel:** KMC-(length)-F-SA
*** (Premium Finishes Available)
- Static White:** LL42-HO-27K-(length)
Power Supply: PDCU-D-96-24
- Warm Dim:** LLWD68-19K-27K-(length)
Power Supply: PDC-96-24
- Color Changing:** LLRGB42-HO-(length)
Power Supply: PSDMX-96-24



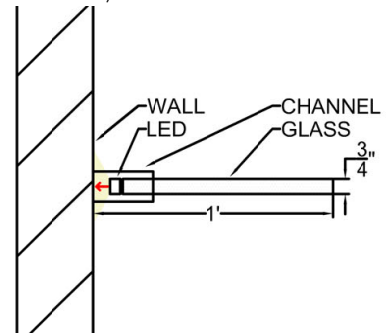
KENDO M

- Title 24 / JA8
- Dot Free w/ Frosted Lens
- 5-Year Warranty
- 24 VDC Class 2
- 90+ CRI


FLOATING BACK WALL

DETAIL SECTION

Perfect for Kitchens and Bars. Best to reinforce illusion of the floating shelves. (Shelf itself is not illuminated)



RENDER

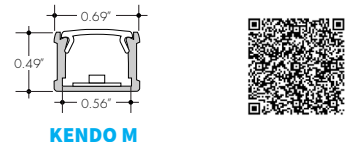


RECOMMENDED LUMINAIRE(S)

- Kendo M Static White**
Part Number: KM-(length)-72SO-27K-F-FC-(finish)-(power feed info, accessories)
Power Supply: PDCU-D-96-24
- Kendo M Warm Dim**
Part Number: KM-(length)-WD68SO-19K27K-F-FC-(finish)-(power feed info, accessories)
Power Supply: PDC-96-24
- Kendo M RGB**
Part Number: KM-(length)-RGB42SO-CLR-F-FC-(finish)-(power feed info, accessories)
Power Supply: PSDMX-96-24

TAPE & CHANNEL (For Field Assembly)

- Channel:** KMC-(length)-F-SA
*** (Premium Finishes Available)
- Static White:** LL42-HO-27K-(length)
Power Supply: PDCU-D-96-24
- Warm Dim:** LLWD68-19K-27K-(length)
Power Supply: PDC-96-24
- Color Changing:** LLRGB42-HO-(length)
Power Supply: PSDMX-96-24



KENDO M

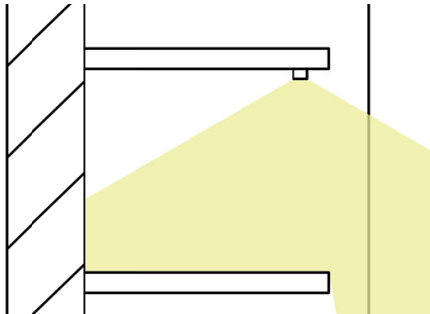


FRONT DOWN SURFACE

DETAIL OPTION 1

SECTION

Simple surface mount. Luminaire is visible. Consider brass or bronze finish to add a decorative flair. Modern.



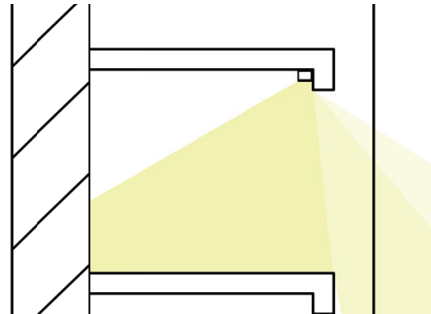
RECOMMENDED LUMINAIRE(S)

- Bosca Static White**
Part Number: BOS-(length)-72SO-27K-F-FC-(finish)-(power feed info, accessories)
Power Supply: PDCU-D-96-24
- Bosca Warm Dim**
Part Number: BOS-(length)-WD68SO-19K27K-F-FC-(finish)-(power feed info, accessories)
Power Supply: PDC-96-24
- Bosca RGB**
Part Number: BOS-(length)-RGB42SO-CLR-F-FC-(finish)-(power feed info, accessories)
Power Supply: PSDMX-96-24

DETAIL OPTION 2

SECTION

Simple surface mount. Luminaire is concealed by millwork trim. Traditional.



TAPE & CHANNEL (For Field Assembly)

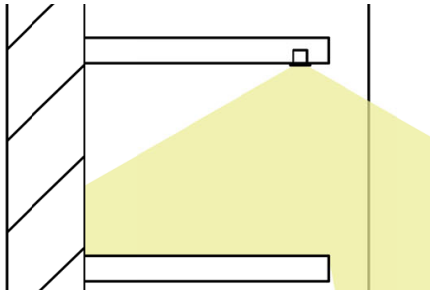
- Channel:** BOSC-(length)-F-SC-*** (Premium Finishes Available)
- Static White:** LL42-HO-27K-(length)
Power Supply: PDCU-D-96-24
- Warm Dim:** LLWD68-19K-27K-(length)
Power Supply: PDC-96-24
- Color Changing:** LL42RGB-HO-(length)
Power Supply: PSDMX-96-24

FRONT DOWN RECESSED

DETAIL OPTION 1

SECTION

Simple recessed mount. Luminaire is visible. Consider brass or bronze finish to add a decorative flair. Modern.



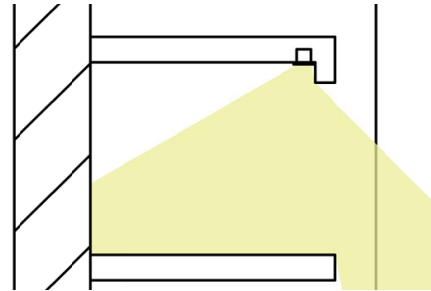
RECOMMENDED LUMINAIRE(S)

- Kendo RM Static White**
Part Number: KRM-(length)-72SO-27K-F-FC-(finish)-(power feed info, accessories)
Power Supply: PDCU-D-96-24
- Kendo RM Warm Dim**
Part Number: KRM-(length)-WD68SO-19K27K-F-FC-(finish)-(power feed info, accessories)
Power Supply: PDC-96-24
- Kendo RM RGB**
Part Number: KRM-(length)-RGB42SO-CLR-F-FC-(finish)-(power feed info, accessories)
Power Supply: PSDMX-96-24

DETAIL OPTION 2

SECTION

Simple recessed mount. Luminaire is concealed by millwork trim. Traditional.



TAPE & CHANNEL (For Field Assembly)

- Channel:** KRMC-(length)-F-SC-*** (Premium Finishes Available)
- Static White:** LL42-HO-27K-(length)
Power Supply: PDCU-D-96-24
- Warm Dim:** LLWD68-19K-27K-(length)
Power Supply: PDC-96-24
- Color Changing:** LL42RGB-HO-(length)
Power Supply: PSDMX-96-24

FRONT DOWN

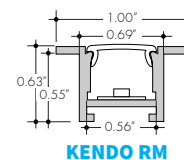
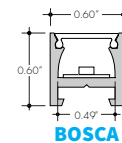
RENDER - SURFACE AND RECESSED

A simple millwork detail "front down" is commonly used to provide clear visibility to the contents of the shelf.

Mimicking the look and feel of under-cabinet; "front down" is perfect for kitchen cabinets.

Light will expand beyond the casework unless concealed with a millwork trim.

Consider using a recessed luminaire if shelf depth allows. Combine this with a trim for an elegant detail.



NOTES

- 1) 24K, 27K, 30K, 35K color temperatures recommended for High End Residential.
- 2) Additional lumen packages are available. Refer to specification sheets.
- 3) Silver, Black, White, Bronze finishes are standard; New premium finishes available, contact factory for more information.

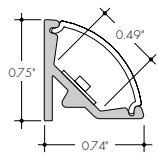
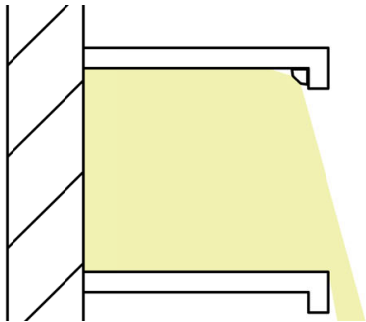
- Title 24 / JA8
- Dot Free w/ Frosted Lens
- 5-Year Warranty
- 24 VDC Class 2
- 90+ CRI



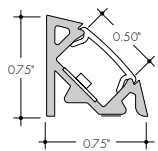
45 DEGREE WASH SURFACE

DETAIL

Simple surface mount. Trim is recommended to conceal luminaire.



KENDO 45M - RF



KENDO 45M - F



SECTION

RECOMMENDED LUMINAIRE(S)

- Kendo 45M Static White**
Part Number: K45M-(length)-72SO-27K-F-FC-(finish)-(power feed info, accessories)
Power Supply: PDCU-D-96-24
- Kendo 45M Warm Dim**
Part Number: K45M-(length)-WD68SO-19K27K-F-FC-(finish)-(power feed info, accessories)
Power Supply: PDC-96-24
- Kendo 45M RGB**
Part Number: K45M-(length)-RGB42SO-CLR-F-FC-(finish)-(power feed info, accessories)
Power Supply: PSDMX-96-24

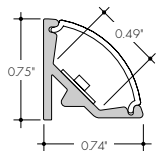
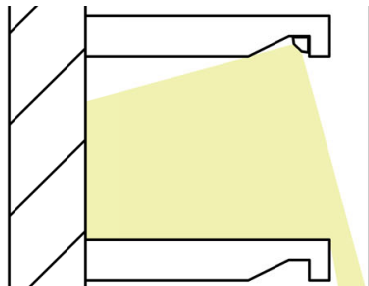
TAPE & CHANNEL (For Field Assembly)

- Extrusion** - K45VC-144-F-(finish)-(length) or **Extrusion** - K45RC-144-F-(finish)-(length)
- Static White:** LL42-HO-27K-(length)
Power Supply: PDCU-D-96-24
- Warm Dim:** LLWD68-19K-27K-(length)
Power Supply: PDC-96-24
- Color Changing:** LL42RGB-HO-(length)
Power Supply: PSDMX-96-24

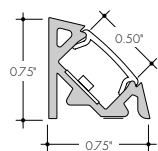
45 DEGREE WASH RECESSED

DETAIL

Surface mount within routed mill-work. Consider brass or bronze finish to add a decorative flair. Modern.



KENDO 45M - RF



KENDO 45M - F



SECTION

RECOMMENDED LUMINAIRE(S)

- Kendo 45M Static White**
Part Number: K45M-(length)-72SO-27K-F-FC-(finish)-(power feed info, accessories)
Power Supply: PDCU-D-96-24
- Kendo 45M Warm Dim**
Part Number: K45M-(length)-WD68SO-19K27K-F-FC-(finish)-(power feed info, accessories)
Power Supply: PDC-96-24
- Kendo 45M RGB**
Part Number: K45M-(length)-RGB42SO-CLR-F-FC-(finish)-(power feed info, accessories)
Power Supply: PSDMX-96-24

TAPE & CHANNEL (For Field Assembly)

- Extrusion** - K45VC-144-F-(finish)-(length) or **Extrusion** - K45RC-144-F-(finish)-(length)
*** (Premium Finishes Available)
- Static White:** LL42-HO-27K-(length)
Power Supply: PDCU-D-96-24
- Warm Dim:** LLWD68-19K-27K-(length)
Power Supply: PDC-96-24
- Color Changing:** LL42RGB-HO-(length)
Power Supply: PSDMX-96-24

RENDER - SURFACE AND RECESSED

Use a 45 Degree extrusion to provide the most illumination within the casework; including washing the back wall.

Select Kendo 45 MR for a clean round lens with it may be visible or use Kendo 45 M when the fixture is concealed for the most efficient 45 degree directional illumination.

"45 Degree Wash" is perfect for Museum or Retail applications - or any application where there is desire for the viewer to have a clear, shadow free view of the contents inside.



NOTES

- 1) 24K, 27K, 30K, 35K color temperatures recommended for High End Residential.
- 2) Additional lumen packages are available. Refer to specification sheets.
- 3) Silver, Black, White, Bronze finishes are standard; New premium finishes available, contact factory for more information.

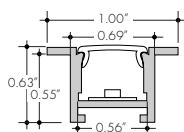
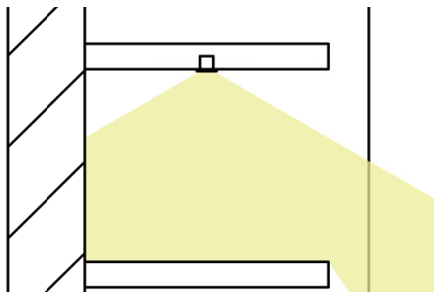
- Title 24 / JA8
- Dot Free w/ Frosted Lens
- 5-Year Warranty
- 24 VDC Class 2
- 90+ CRI



CENTER DOWN RECESSED

DETAIL

Simple recessed mount. Luminaire is visible.
Consider brass or bronze finish to add a decorative flair. Modern.



KENDO RM



SECTION

RECOMMENDED LUMINAIRE(S)

- Kendo RM Static White**
Part Number: KRM-(length)-72SO-27K-F-FC-(finish)-
(power feed info, accessories)
Power Supply: PDCU-D-96-24
- Kendo RM Warm Dim**
Part Number: KRM-(length)-WD68SO-19K27K-F-FC-
(finish)-(power feed info, accessories)
Power Supply: PDC-96-24
- Kendo RM RGB**
Part Number: KRM-(length)-RGB42SO-CLR-F-FC-
(finish)-(power feed info, accessories)
Power Supply: PSDMX-96-24

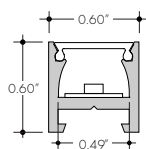
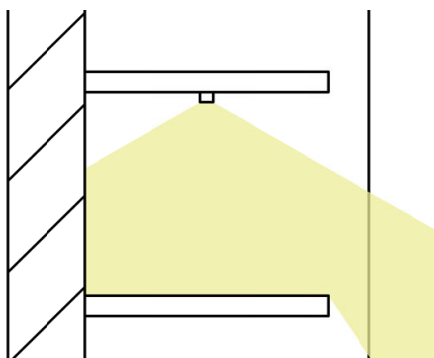
TAPE & CHANNEL (For Field Assembly)

- Channel:** KRMC-(length)-F-SC-
*** (Premium Finishes Available)
- Static White:** LL42-HO-27K-(length)
Power Supply: PDCU-D-96-24
- Warm Dim:** LLWD68-19K-27K-(length)
Power Supply: PDC-96-24
- Color Changing:** LL42RGB-HO-(length)
Power Supply: PSDMX-96-24

CENTER DOWN SURFACE

DETAIL

Simple surface mount. Luminaire is visible.
Consider brass or bronze finish to add a decorative flair. Modern.



BOSCA



SECTION

RECOMMENDED LUMINAIRE(S)

- Bosca Static White**
Part Number: BOS-(length)-72SO-27K-F-FC-(finish)-
(power feed info, accessories)
Power Supply: PDCU-D-96-24
- Bosca Warm Dim**
Part Number: BOS-(length)-WD68SO-19K27K-F-FC-
(finish)-(power feed info, accessories)
Power Supply: PDC-96-24
- Bosca RGB**
Part Number: BOS-(length)-RGB42SO-CLR-F-FC-
(finish)-(power feed info, accessories)
Power Supply: PSDMX-96-24

TAPE & CHANNEL (For Field Assembly)

- Channel:** BOSC-(length)-F-SC-
*** (Premium Finishes Available)
- Static White:** LL42-HO-27K-(length)
Power Supply: PDCU-D-96-24
- Warm Dim:** LLWD68-19K-27K-(length)
Power Supply: PDC-96-24
- Color Changing:** LL42RGB-HO-(length)
Power Supply: PSDMX-96-24

CENTER DOWN

RENDER - SURFACE AND RECESSED

Consider a center detail when the casework is accessible from both sides to provide a soft accent light within the casework.

Perfect for millwork pieces which are being used as dividing walls.

In addition, the "center down" detail works well for closets where clothes may be densely packed.



LIGHT HACK!

Did you know Luminii offers dot-free solutions for curved shelves?

Kurba may be installed in "front down" details for curved mill-work pieces.

KURBA HORIZONTAL
KBM-F-H-27K
PDCU-D-96-24



(Dynamic White)
KBM-F-H-DW
PS010WD-96-24

NOTES

- 1) 24K, 27K, 30K, 35K color temperatures recommended for High End Residential.
- 2) Additional lumen packages are available. Refer to specification sheets.
- 3) Silver, Black, White, Bronze finishes are standard; New premium finishes available, contact factory for more information.

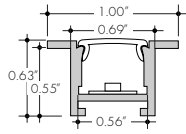
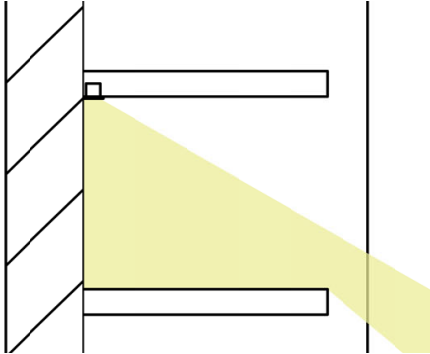
- Title 24 / JA8
- Dot Free w/ Frosted Lens
- 5-Year Warranty
- 24 VDC Class 2
- 90+ CRI



BACK DOWN RECESSED

DETAIL

Simple recessed mount. Luminaire is visible.
Consider brass or bronze finish to add a decorative flair. Modern.



KENDO RM



SECTION

RECOMMENDED LUMINAIRE(S)

- Kendo RM Static White**
Part Number: KRM-(length)-72SO-27K-F-FC-(finish)-
(power feed info, accessories)
Power Supply: PDCU-D-96-24
- Kendo RM Warm Dim**
Part Number: KRM-(length)-WD68SO-19K27K-F-FC-
(finish)-(power feed info, accessories)
Power Supply: PDC-96-24
- Kendo RM RGB**
Part Number: KRM-(length)-RGB42SO-CLR-F-FC-
(finish)-(power feed info, accessories)
Power Supply: PSDMX-96-24

TAPE & CHANNEL (For Field Assembly)

- Channel:** KRMC-(length)-F-SC-
*** (Premium Finishes Available)
- Static White:** LL42-HO-27K-(length)
Power Supply: PDCU-D-96-24
- Warm Dim:** LLWD68-19K-27K-(length)
Power Supply: PDC-96-24
- Color Changing:** LL42RGB-HO-(length)
Power Supply: PSDMX-96-24

BACK DOWN


RENDER - SURFACE AND RECESSED

Consider "back down" details for a dramatic look, in conjunction with a mirrored or texture back surface.

TIP: When using back details, consider pairing it with a front or side detail.

"Back down" details are great for bar or entertainment millwork displays.

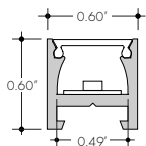
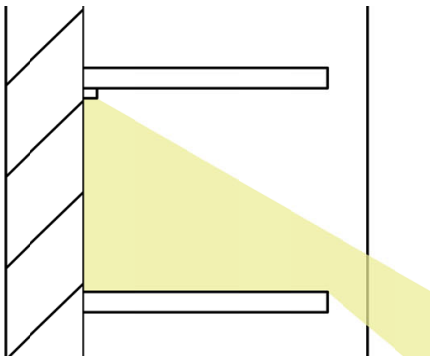
Luminii offers RGB (color-changing) solutions for applications that are looking to add even more drama!



BACK DOWN SURFACE

DETAIL

Simple surface mount. Luminaire is visible.
Consider brass or bronze finish to add a decorative flair. Modern.



BOSCA



SECTION

RECOMMENDED LUMINAIRE(S)

- Bosca Static White**
Part Number: BOS-(length)-72SO-27K-F-FC-(finish)-
(power feed info, accessories)
Power Supply: PDCU-D-96-24
- Bosca Warm Dim**
Part Number: BOS-(length)-WD68SO-19K27K-F-FC-
(finish)-(power feed info, accessories)
Power Supply: PDC-96-24
- Bosca RGB**
Part Number: BOS-(length)-RGB42SO-CLR-F-FC-
(finish)-(power feed info, accessories)
Power Supply: PSDMX-96-24

TAPE & CHANNEL (For Field Assembly)

- Channel:** BOSC-(length)-F-SC-
*** (Premium Finishes Available)
- Static White:** LL42-HO-27K-(length)
Power Supply: PDCU-D-96-24
- Warm Dim:** LLWD68-19K-27K-(length)
Power Supply: PDC-96-24
- Color Changing:** LL42RGB-HO-(length)
Power Supply: PSDMX-96-24

LIGHT HACK!

Did you know Luminii offers dot-free solutions for **curved shelves**?

Kurba may be installed in "front down" details for curved mill-work pieces.

KURBA HORIZONTAL

KBM-F-H-27K
PDCU-D-96-24



(Dynamic White)

KBM-F-H-DW
PS010WD-96-24

NOTES

- 1) 24K, 27K, 30K, 35K color temperatures recommended for High End Residential.
- 2) Additional lumen packages are available. Refer to specification sheets.
- 3) Silver, Black, White, Bronze finishes are standard; New premium finishes available, contact factory for more information.

- Title 24 / JA8
- Dot Free w/ Frosted Lens
- 5-Year Warranty
- 24 VDC Class 2
- 90+ CRI



FRONT UP RECESSED

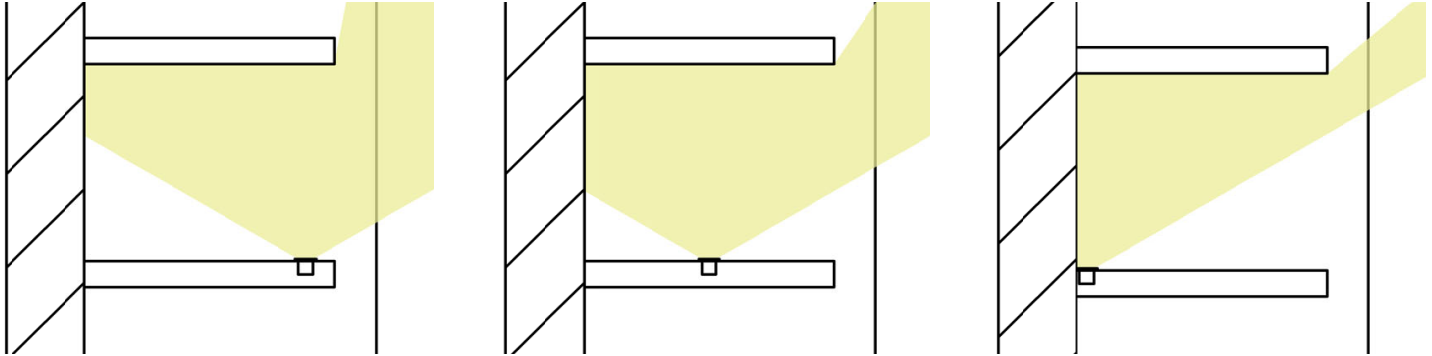
CENTER UP RECESSED

BACK UP RECESSED




DETAIL

SECTION

“Uplight” details within millwork provide strong contrast which is perfect for select applications. Notably liquor risers and displays. Choosing where to locate the uplight within the millwork will depend on how the shelf is being furnished and your desired effect. No matter the placement you’ll be sure to have an eye-catching display that is sure to POP!



RENDER

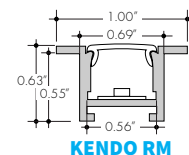


RECOMMENDED LUMINAIRE(S)

- Kendo RM Static White**
Part Number: KRM-(length)-72SO-27K-F-FC-
(finish)-(power feed info, accessories)
Power Supply: PDCU-D-96-24
- Kendo RM Warm Dim**
Part Number: KRM-(length)-WD68SO-19K27K-F-
FC-(finish)-(power feed info, accessories)
Power Supply: PDC-96-24
- Kendo RM RGB**
Part Number: KRM-(length)-RGB42SO-CLR-F-FC-
(finish)-(power feed info, accessories)
Power Supply: PSDMX-96-24

TAPE & CHANNEL (For Field Assembly)

- Channel:** KRMC-(length)-F-SC-
*** (Premium Finishes Available)
- Static White:** LL42-HO-27K-(length)
Power Supply: PDCU-D-96-24
- Warm Dim:** LLWD68-19K-27K-(length)
Power Supply: PDC-96-24
- Color Changing:** LL42RGB-HO-(length)
Power Supply: PSDMX-96-24



KENDO RM

NOTES

- 1) 24K, 27K, 30K, 35K color temperatures recommended for High End Residential.
- 2) Additional lumen packages are available. Refer to specification sheets.
- 3) Silver, Black, White, Bronze finishes are standard; New premium finishes available, contact factory for more information.

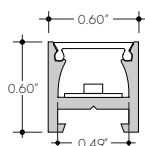
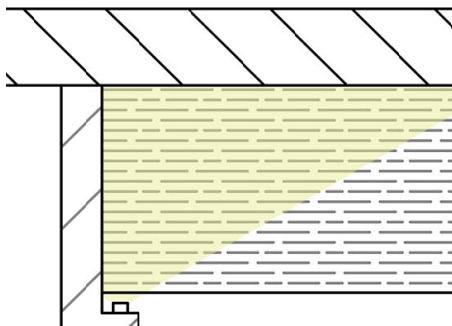
- Title 24 / JA8
- Dot Free w/ Frosted Lens
- 5-Year Warranty
- 24 VDC Class 2
- 90+ CRI



FRONT VERTICAL SURFACE

DETAIL PLAN

Simple surface mount. Luminaire is visible.
Consider brass or bronze finish to add a decorative flair. Modern.



BOSCA



RECOMMENDED LUMINAIRE(S)

- Bosca Static White**
Part Number: BOS-(length)-72SO-27K-F-CB-(finish)-(power feed info, accessories)
Power Supply: PDCU-D-96-24
- Bosca Warm Dim**
Part Number: BOS-(length)-WD68SO-19K27K-F-FC-(finish)-(power feed info, accessories)
Power Supply: PDC-96-24
- Bosca RGB**
Part Number: BOS-(length)-RGB42SO-CLR-F-FC-(finish)-(power feed info, accessories)
Power Supply: PSDMX-96-2

TAPE & CHANNEL (For Field Assembly)

- Channel:** BOSC-(length)-F-SC-*** (Premium Finishes Available)
- Static White:** LL42-HO-27K-(length)
Power Supply: PDCU-D-96-24
- Warm Dim:** LLWD68-19K-27K-(length)
Power Supply: PDC-96-24
- Color Changing:** LL42RGB-HO-(length)
Power Supply: PSDMX-96-24

FRONT VERTICAL

RENDER - SURFACE AND RECESSED

A front vertical detail is a great way to add accent light to casework.

It is perfect for wine rack or displays with shelves that would otherwise be unable to accommodate shelf lighting.

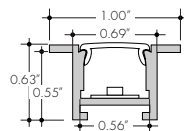
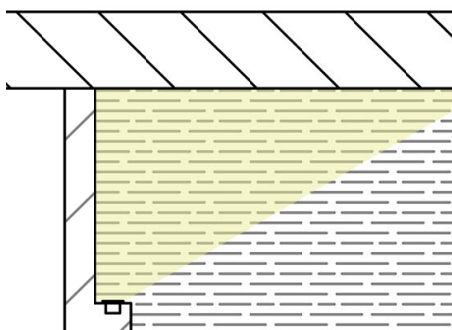
Tip: If it is not possible to run the full length of the casework, luminii offers quick connect wires to easily connect segments between shelves.



FRONT VERTICAL RECESSED

DETAIL PLAN

Simple recessed mount. Luminaire is concealed by millwork trim. Traditional.



KENDO RM



RECOMMENDED LUMINAIRE(S)

- Kendo RM Static White**
Part Number: KRM-(length)-72SO-27K-F-FC-(finish)-(power feed info, accessories)
Power Supply: PDCU-D-96-24
- Kendo RM Warm Dim**
Part Number: KRM-(length)-WD68SO-19K27K-F-FC-(finish)-(power feed info, accessories)
Power Supply: PDC-96-24
- Kendo RM RGB**
Part Number: KRM-(length)-RGB42SO-CLR-F-HS-(finish)-(power feed info, accessories)
Power Supply: PSDMX-96-24

TAPE & CHANNEL (For Field Assembly)

- Channel:** KRMC-(length)-F-SC-*** (Premium Finishes Available)
- Static White:** LL42-HO-27K-(length)
Power Supply: PDCU-D-96-24
- Warm Dim:** LLWD68-19K-27K-(length)
Power Supply: PDC-96-24
- Color Changing:** LL42RGB-HO-(length)
Power Supply: PSDMX-96-24

NOTES

- 1) 24K, 27K, 30K, 35K color temperatures recommended for High End Residential.
- 2) Additional lumen packages are available. Refer to specification sheets.
- 3) Silver, Black, White, Bronze finishes are standard; New premium finishes available, contact factory for more information.

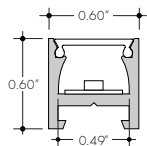
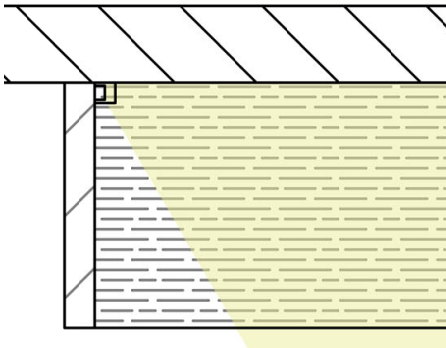
- Title 24 / JA8
- Dot Free w/ Frosted Lens
- 5-Year Warranty
- 24 VDC Class 2
- 90+ CRI



BACK VERTICAL SURFACE

DETAIL

Simple surface mount. Luminaire is visible.
Consider brass or bronze finish to add a decorative flair. Modern.



BOSCA



PLAN

RECOMMENDED LUMINAIRE(S)



Bosca Static White

Part Number: BOS-(length)-72SO-27K-F-FC-
(finish)-(power feed info, accessories)
Power Supply: PDCU-D-96-24



Bosca Warm Dim

Part Number: BOS-(length)-WD68SO-19K27K-F-
FC-(finish)-(power feed info, accessories)
Power Supply: PDC-96-24



Bosca RGB

Part Number: BOS-(length)-RGB42SO-CLR-F-FC-
(finish)-(power feed info, accessories)
Power Supply: PSDMX-96-24

TAPE & CHANNEL (For Field Assembly)



Channel: BOSC-(length)-F-SC-
*** (Premium Finishes Available)



Static White: LL42-HO-27K-(length)
Power Supply: PDCU-D-96-24



Warm Dim: LLWD68-19K-27K-(length)
Power Supply: PDC-96-24

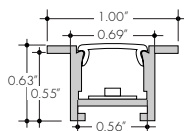
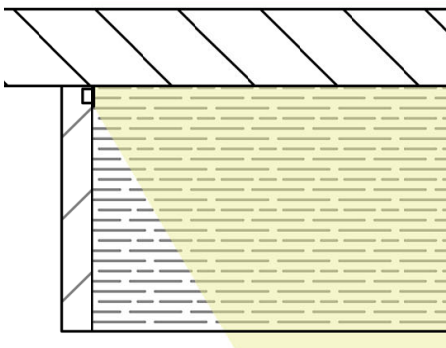


Color Changing: LL42RGB-HO-(length)
Power Supply: PSDMX-96-24

BACK VERTICAL RECESSED

DETAIL

Simple recessed mount. Luminaire is visible.
Consider brass or bronze finish to add a decorative flair. Modern.



KENDO RM



PLAN

RECOMMENDED LUMINAIRE(S)



Kendo RM Static White

Part Number: KRM-(length)-72SO-27K-F-FC-
(finish)-(power feed info, accessories)
Power Supply: PDCU-D-96-24



Kendo RM Warm Dim

Part Number: KRM-(length)-WD68SO-19K27K-F-
FC-(finish)-(power feed info, accessories)
Power Supply: PDC-96-24



Kendo RM RGB

Part Number: KRM-(length)-RGB42SO-CLR-F-FC-
(finish)-(power feed info, accessories)
Power Supply: PSDMX-96-24

TAPE & CHANNEL (For Field Assembly)



Channel: KRMC-(length)-F-SC-
*** (Premium Finishes Available)



Static White: LL42-HO-27K-(length)
Power Supply: PDCU-D-96-24



Warm Dim: LLWD68-19K-27K-(length)
Power Supply: PDC-96-24



Color Changing: LL42RGB-HO-(length)
Power Supply: PSDMX-96-24


BACK VERTICAL

RENDER - SURFACE AND RECESSED

Locate the LED strip in the back of the casework for a strong dramatic look.

This detail is bold and eye-catching and used to draw attention in unique circumstances.

Pair this detail with a mirror or textured back wall.



NOTES

- 1) 24K, 27K, 30K, 35K color temperatures recommended for High End Residential.
- 2) Additional lumen packages are available. Refer to specification sheets.
- 3) Silver, Black, White, Bronze finishes are standard; New premium finishes available, contact factory for more information.

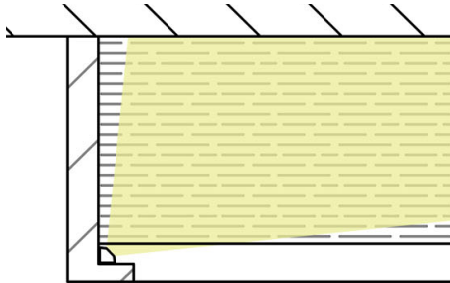
- Title 24 / JA8
- Dot Free w/ Frosted Lens
- 5-Year Warranty
- 24 VDC Class 2
- 90+ CRI



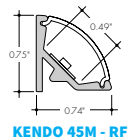
FRONT VERTICAL 45 SURFACE

DETAIL PLAN

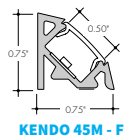
Simple surface mount. Luminaire is visible.
Consider brass or bronze finish to add a decorative flair. Modern.



"45 Degree Vertical" is perfect for wine rack and tall millwork displays or displays where shelves are irregular or not flat.



KENDO 45M - RF



KENDO 45M - F

RECOMMENDED LUMINAIRE(S)



Kendo 45M Static White

Part Number: K45M-(length)-72SO-27K-F-FC-(finish)-(power feed info, accessories)
Power Supply: PDCU-D-96-24



Kendo 45M Warm Dim

Part Number: K45M-(length)-WD68SO-19K27K-F-FC-(finish)-(power feed info, accessories)
Power Supply: PDC-96-24



Kendo 45M RGB

Part Number: K45M-(length)-RGB42SO-CLR-F-FC-(finish)-(power feed info, accessories)
Power Supply: PSDMX-96-24

TAPE & CHANNEL (For Field Assembly)



Channel - K45VC-144-F-(finish) or
Channel - K45RC-144-F-(finish)
*** (Premium Finishes Available)



Static White: LL42-HO-27K-(length)
Power Supply: PDCU-D-96-24



Warm Dim: LLWD68-19K-27K-(length)
Power Supply: PDC-96-24



Color Changing: LL42RGB-HO-(length)
Power Supply: PSDMX-96-24

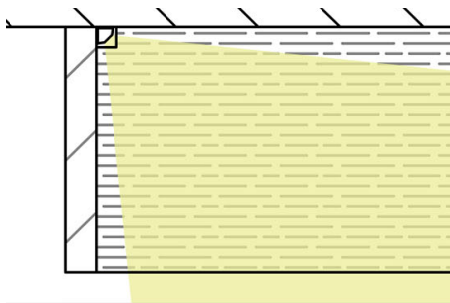
FRONT VERTICAL 45



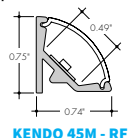
BACK VERTICAL 45 SURFACE

DETAIL PLAN

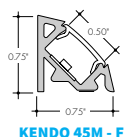
Simple surface mount. Luminaire is visible.
Consider brass or bronze finish to add a decorative flair. Modern.



Locate the LED strip in the back of the casework for a strong dramatic look. This detail is bold and eye-catching and used to draw attention in unique circumstances.



KENDO 45M - RF



KENDO 45M - F

RECOMMENDED LUMINAIRE(S)



Kendo 45M Static White

Part Number: K45M-(length)-72SO-27K-F-FC-(finish)-(power feed info, accessories)
Power Supply: PDCU-D-96-24



Kendo 45M Warm Dim

Part Number: K45M-(length)-WD68SO-19K27K-F-FC-(finish)-(power feed info, accessories)
Power Supply: PDC-96-24



Kendo 45M RGB

Part Number: K45M-(length)-RGB42SO-F-FC-(finish)-(power feed info, accessories)
Power Supply: PSDMX-96-24

TAPE & CHANNEL (For Field Assembly)



Extrusion - K45VC-144-F-(finish) or
Extrusion - K45RC-144-F-(finish)
*** (Premium Finishes Available)



Static White: LL42-HO-27K-(length)
Power Supply: PDCU-D-96-24




Warm Dim: LLWD68-19K-27K-(length)
Power Supply: PDC-96-24



Color Changing: LL42RGB-HO-(length)
Power Supply: PSDMX-96-24

BACK VERTICAL 45



NOTES

- 1) 24K, 27K, 30K, 35K color temperatures recommended for High End Residential.
- 2) Additional lumen packages are available. Refer to specification sheets.
- 3) Silver, Black, White, Bronze finishes are standard; New premium finishes available, contact factory for more information.

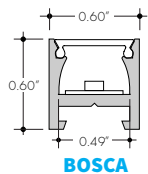
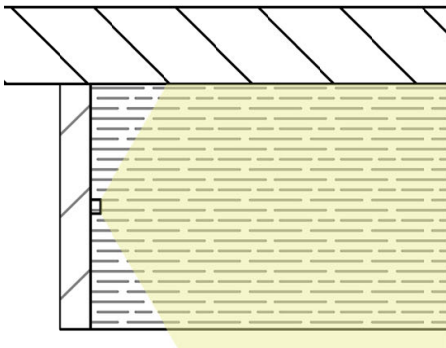
- Title 24 / JA8
- Dot Free w/ Frosted Lens
- 5-Year Warranty
- 24 VDC Class 2
- 90+ CRI



CENTER VERTICAL SURFACE

DETAIL

Simple surface mount. Luminaire is visible.
Consider brass or bronze finish to add a decorative flair. Modern.



BOSCA

PLAN

RECOMMENDED LUMINAIRE(S)



Bosca Static White
Part Number: BOS-(length)-72SO-27K-F-FC-(finish)-
(power feed info, accessories)
Power Supply: PDCU-D-96-24



Bosca Warm Dim
Part Number: BOS-(length)-WD68SO-19K27K-F-FC-
(finish)-(power feed info, accessories)
Power Supply: PDC-96-24



Bosca RGB
Part Number: BOS-(length)-RGB42SO-CLR-F-FC-
(finish)-(power feed info, accessories)
Power Supply: PSDMX-96-24

TAPE & CHANNEL (For Field Assembly)



Channel: BOSC-(length)-F-SC-
*** (Premium Finishes Available)



Static White: LL42-HO-27K-(length)
Power Supply: PDCU-D-96-24



Warm Dim: LLWD68-19K-27K-(length)
Power Supply: PDC-96-24

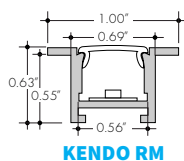
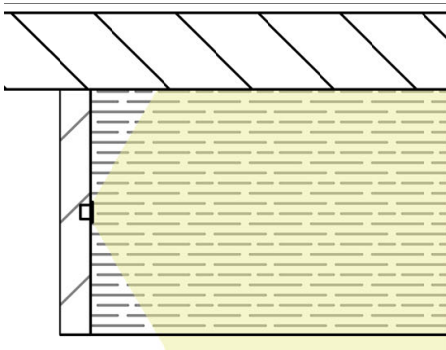


Color Changing: LL42RGB-HO-(length)
Power Supply: PSDMX-96-24

CENTER VERTICAL RECESSED

DETAIL

Simple recessed mount. Luminaire is visible.
Consider brass or bronze finish to add a decorative flair. Modern.



KENDO RM

PLAN

RECOMMENDED LUMINAIRE(S)



Kendo RM Static White
Part Number: KRM-(length)-72SO-27K-F-FC-(finish)-
(power feed info, accessories)
Power Supply: PDCU-D-96-24



Kendo RM Warm Dim
Part Number: KRM-(length)-WD68SO-19K27K-F-FC-
(finish)-(power feed info, accessories)
Power Supply: PDC-96-24



Kendo RM RGB
Part Number: KRM-(length)-RGB42SO-CLR-F-FC-
(finish)-(power feed info, accessories)
Power Supply: PSDMX-96-24

TAPE & CHANNEL (For Field Assembly)



Channel: KRMC-(length)-F-SC-
*** (Premium Finishes Available)



Static White: LL42-HO-27K-(length)
Power Supply: PDCU-D-96-24




Warm Dim: LLWD68-19K-27K-(length)
Power Supply: PDC-96-24



Color Changing: LL42RGB-HO-(length)
Power Supply: PSDMX-96-24

RENDER - SURFACE AND RECESSED

"Center Vertical" details are great for walk-in closets and entertainment displays.



NOTES

- 1) 24K, 27K, 30K, 35K color temperatures recommended for High End Residential.
- 2) Additional lumen packages are available. Refer to specification sheets.
- 3) Silver, Black, White, Bronze finishes are standard; New premium finishes available, contact factory for more information.

- Title 24 / JA8
- Dot Free w/ Frosted Lens
- 5-Year Warranty
- 24 VDC Class 2
- 90+ CRI



BACK-LIT COUNTER

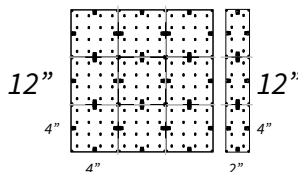
DETAIL	SECTION	RENDER	NOTES
Modern Detail for kitchens, baths and bars.			
			<p>1) The depth needed is dependent on the transparency of the back-lit material. Luminii recommends a minimum of 2".</p> <p>2) Provide accessibility provisions for maintenance.</p> <p>3) Ensure the enclosure is water sealed in a Kitchen, Bar or Bath application (or any other wet location environment.)</p> <p>4) Luminii's low-profile power supplies may be concealed within counter.</p> <p>Mock-up to determine depth, output and CCT is strongly recommended.</p>

RECOMMENDED LUMINAIRE(S)

- Matrix Plus**
 MP-SO-30K
 PDCU-96-24
- Matrix Plus Warm Dim**
 MP-SO-DW-22K-60K
 PSDMX-96-24
 PS010TW-96-24
- Matrix Mini Plus**
 MMP-SO-30K
 PDCU-96-24
- Matrix Mini Plus**
 MMP-DW-22K-60K
 PSDMX-96-24
 PS010TW-96-24



MATRIX PLUS



MATRIX MINI PLUS

SELECT LUMINAIRE SPECIFICATIONS

Refer to Specification Sheet for More Information.

- Field Cuttable along designated lines
- Fixed CCT - Title 24 / JA8
- 5-Year Warranty
- 24 VDC Class 2
- 90+ CRI

BACK-LIT COUNTER AND FACE

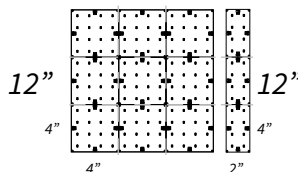
DETAIL	SECTION	RENDER	NOTES
Modern Detail for kitchens, baths and bars.			
			<p>1) The depth needed is dependent on the transparency of the back lit material. Luminii recommends a minimum of 2".</p> <p>2) Provide accessibility provisions for maintenance.</p> <p>3) Ensure the enclosure is water sealed in a Kitchen, Bar or Bath application (or any other wet location environment.)</p> <p>4) Luminii's low-profile power supplies may be concealed within counter.</p> <p>Mock-up to determine depth, output and CCT is strongly recommended.</p>

RECOMMENDED LUMINAIRE(S)

- Matrix Plus**
 MP-SO-30K
 PDCU-96-24
- Matrix Plus Warm Dim**
 MP-SO-DW-22K-60K
 PSDMX-96-24
 PS010TW-96-24
- Matrix Mini Plus**
 MMP-SO-30K
 PDCU-96-24
- Matrix Mini Plus**
 MMP-DW-22K-60K
 PSDMX-96-24
 PS010TW-96-24



MATRIX PLUS



MATRIX MINI PLUS

SELECT LUMINAIRE SPECIFICATIONS

Refer to Specification Sheet for More Information.

- Field Cuttable along designated lines
- Fixed CCT - Title 24 / JA8
- 5-Year Warranty
- 24 VDC Class 2
- 90+ CRI

NOTES

- 1) 24K, 27K, 30K, 35K color temperatures recommended for High End Residential.
- 2) Additional lumen packages are available. Refer to specification sheets.
- 3) Silver, Black, White, Bronze finishes are standard; New premium finishes available, contact factory for more information.

- Title 24 / JA8
- Dot Free w/ Frosted Lens
- 5-Year Warranty
- 24 VDC Class 2
- 90+ CRI



CLOSETS

DETAIL

The Runda closet rod is the ideal solution for closet lighting in the modern home.

RENDER



RECOMMENDED LUMINAIRE(S)

RUNDA CLOSET ROD
RCR-(length)-72SO-27K-F-EM-(finish)
PDCU-D-96-24

SELECT LUMINAIRE SPECIFICATIONS

Refer to Specification Sheet for More Information.

- Title 24 / JA8
- Dot Free w/ Frosted Lens
- 5-Year Warranty
- 24 VDC Class 2
- 90+ CRI

LIGHT HACK!

For best results in primary closet pair the **Runda Closet Rod** with an other detail found in the guide!

Where is it more important to see the true color of your clothes....**High CRI** is crucial!

NOTES

1) 24K, 27K, 30K, 35K color temperatures recommended for High End Residential.
2) Additional lumen packages are available. Refer to specification sheets.
3) Silver, Black, White, Bronze finishes are standard; New premium finishes available, contact factory for more information.

- Title 24 / JA8
- Dot Free w/ Frosted Lens
- 5-Year Warranty
- 24 VDC Class 2
- 90+ CRI





Luminii part numbers and specifications are subject to change at any time.

Please refer to specification sheets on Luminii.com for the most up to date information or contact your local sales representative for more details.

Luminii Design Guides are intended to provide inspiration; please consult with your design professional, contractor, or electrician prior to purchase.

[Have additional questions? Luminii is here to help.](#)

Contact us anytime and we will help guide you to find the perfect products for any application.